

Scaled data based on original data using  
LM-79-08 Approved Method: Electrical and Photometric Measurements of Solid-  
State Lighting Products

Test Report Prepared for  
Cooper Lighting Solutions  
(formerly Eaton)

Brand: McGRAW-EDISON

Report Number: P386166

Luminaire Tested: **GWC-SA1D-740-U-SLL-HSS**

Issue Date: 3/3/2020

**Test Information**

Test Method: LM-79-08  
Report Number: P386166  
TEST IS SCALED FROM IESNA LM-79-08 TEST DATA (G2-1903-205-27)  
Test Lab: INNOVATION CENTER  
Issue Date: 3/3/2020  
Manufacturer: COOPER LIGHTING SOLUTIONS (FORMERLY EATON)  
Product Line: MCGRAW-EDISON  
Catalog Number: GWC-SA1D-740-U-SLL-HSS  
Description: GALLEON WALL LUMINAIRE  
(1) 70 CRI, 4000K, 1200mA LIGHTSQUARE WITH 16 LEDS AND SPILL LIGHT  
ELIMINATOR LEFT OPTICS WITH HOUSE SIDE SHIELD  
Light Source: -  
Ballast/Driver: ELECTRONIC DRIVER

**Summary**

Lumens per Lamp: N/A  
Luminaire Lumens: 6144 lumens  
Efficiency: N/A  
Efficacy: 91.7 lumens/watt  
Luminous Opening: Rectangular (W 0.5' x L: 0.5' x H: 0')  
IES Classification: Type III - Medium  
BUG Rating: B1 - U0 - G2

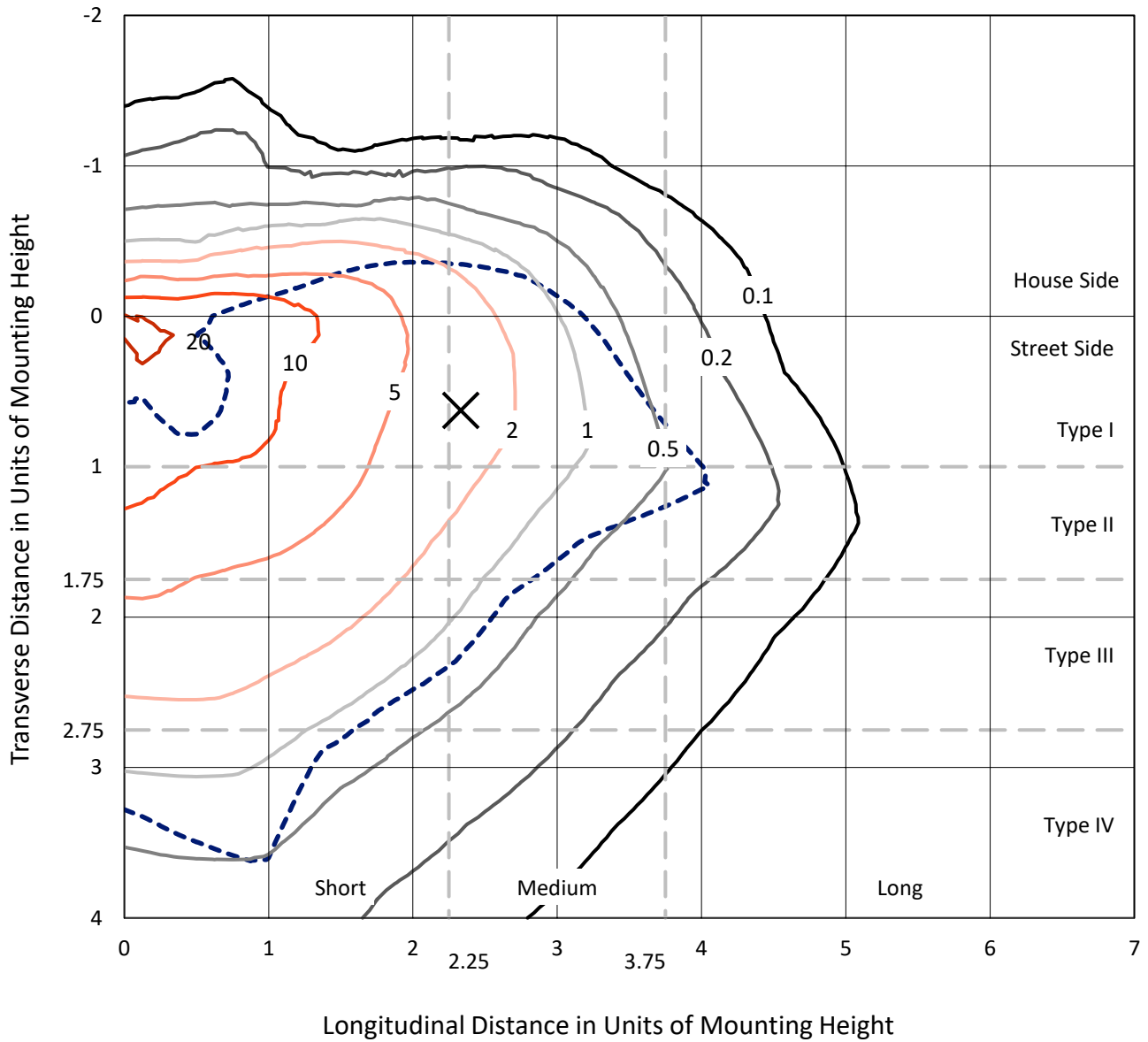
Input Watts (W): 67  
Input Voltage (V): NR  
Input Current (A<sub>in</sub>): NR  
Voltage Rise (V): NR  
Power Factor: NR  
Total Harmonic Distortion (THDi): NR  
Frequency (hertz): 60  
Stabilization Time: NR  
Operation Time: NR  
Ambient Temperature (°C): NR  
Test Distance: 24 FT



REPORT NUMBER: P386166  
 CATALOG NUMBER: GWC-SA1D-740-U-SLL-HSS

### Iso-Footcandle Lines of Horizontal Illumination

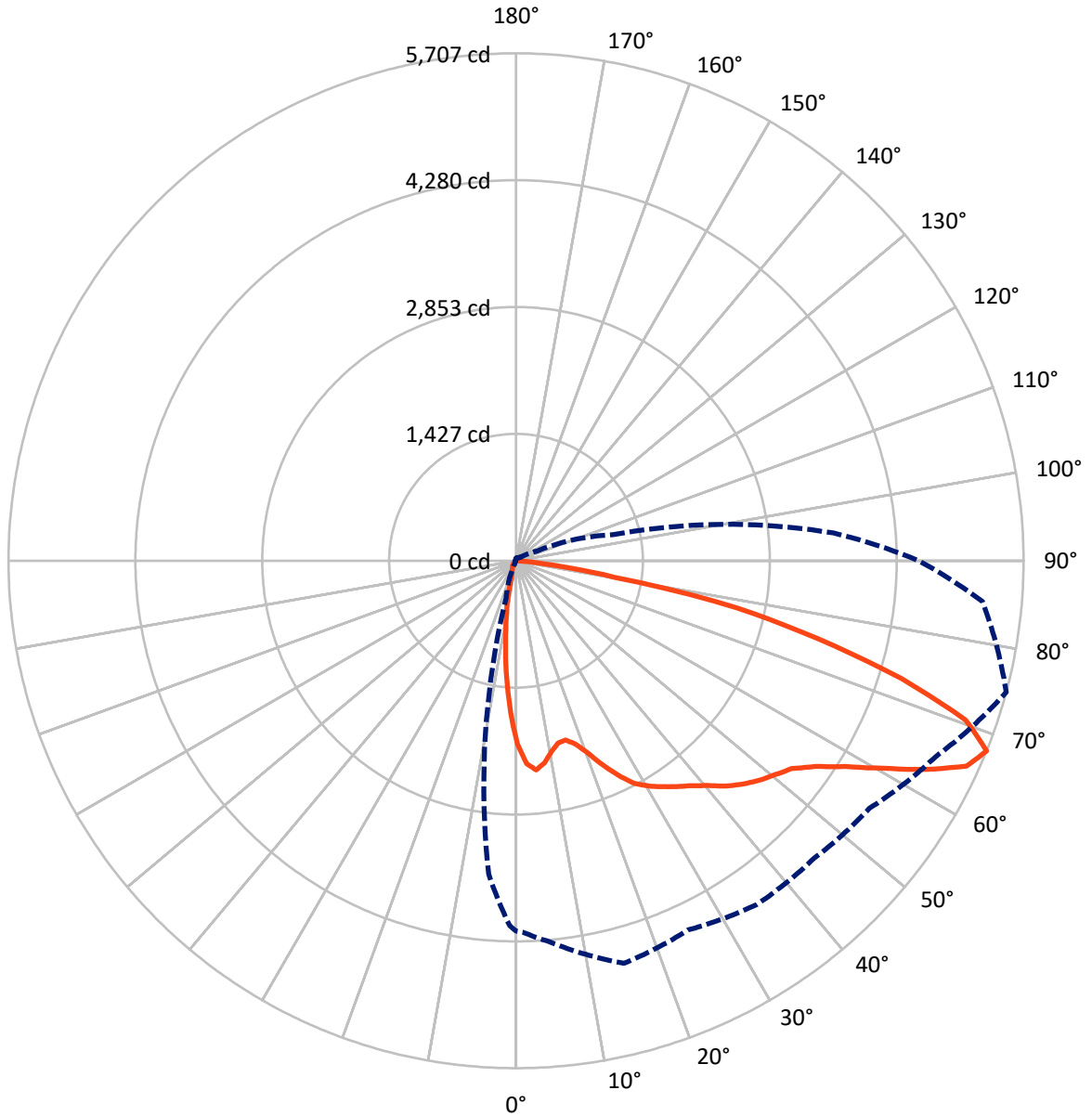
✕ Max cd  
 - - - 1/2 Max cd



Based on 10 foot mounting height. Maximum calculated value = 26.7 fc  
 Type III - Medium - N/A

REPORT NUMBER: P386166  
CATALOG NUMBER: GWC-SA1D-740-U-SLL-HSS

### Luminous Intensity Polar Plot



— Vertical Plane Through 75-Deg Lateral    - - - Horizontal Cone Through 67.5-Deg Vertical



REPORT NUMBER: P386166  
 CATALOG NUMBER: GWC-SA1D-740-U-SLL-HSS

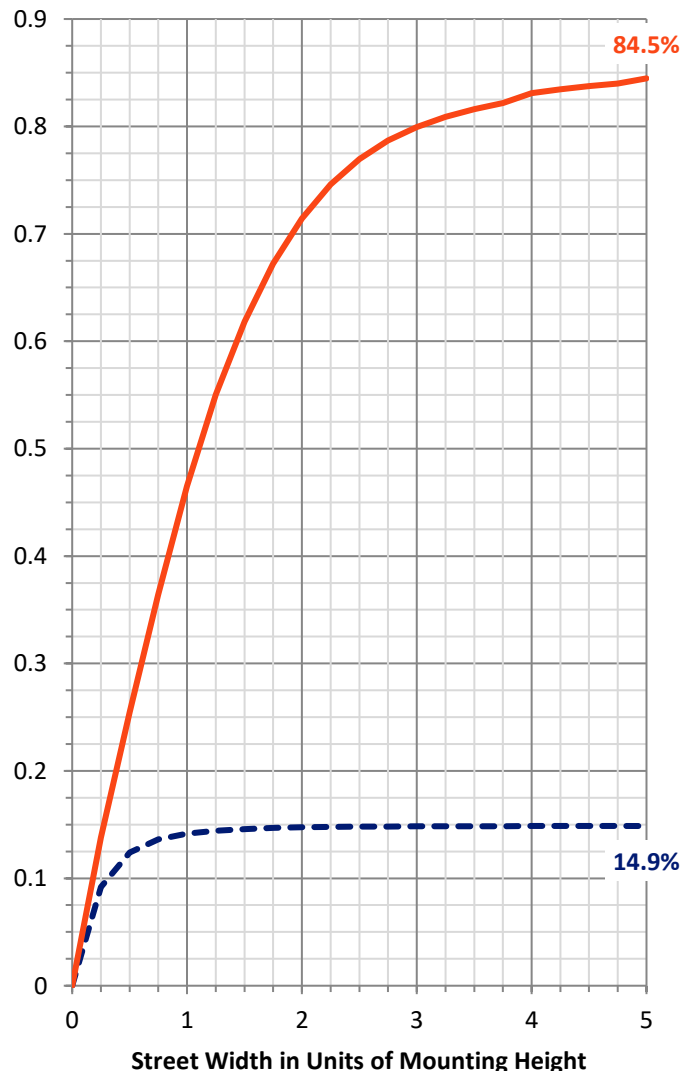
**FLUX DISTRIBUTION:**

		Downward	Upward	Total
<b>House Side</b>	Lumens	922.0	0.0	922.0
	% Fixture	15.0	0.0	15.0
<b>Street Side</b>	Lumens	5222.0	0.0	5222.0
	% Fixture	85.0	0.0	85.0
<b>Total</b>	Lumens	6144.0	0.0	6144.0
	% Fixture	100.0	0.0	100.0

**ZONAL LUMENS:**

Zone	Lumens	% Fixture
0°-10°	156.4	2.5
10°-20°	307.9	5.0
20°-30°	435.5	7.1
30°-40°	640.4	10.4
40°-50°	920.4	15.0
50°-60°	1295.7	21.1
60°-70°	1513.2	24.6
70°-80°	772.0	12.6
80°-90°	102.6	1.7
90°-100°	0.0	0.0
100°-110°	0.0	0.0
110°-120°	0.0	0.0
120°-130°	0.0	0.0
130°-140°	0.0	0.0
140°-150°	0.0	0.0
150°-160°	0.0	0.0
160°-170°	0.0	0.0
170°-180°	0.0	0.0
0°-90°	6144.0	100.0
0°-180°	6144.0	100.0

**Coefficient of Utilization**



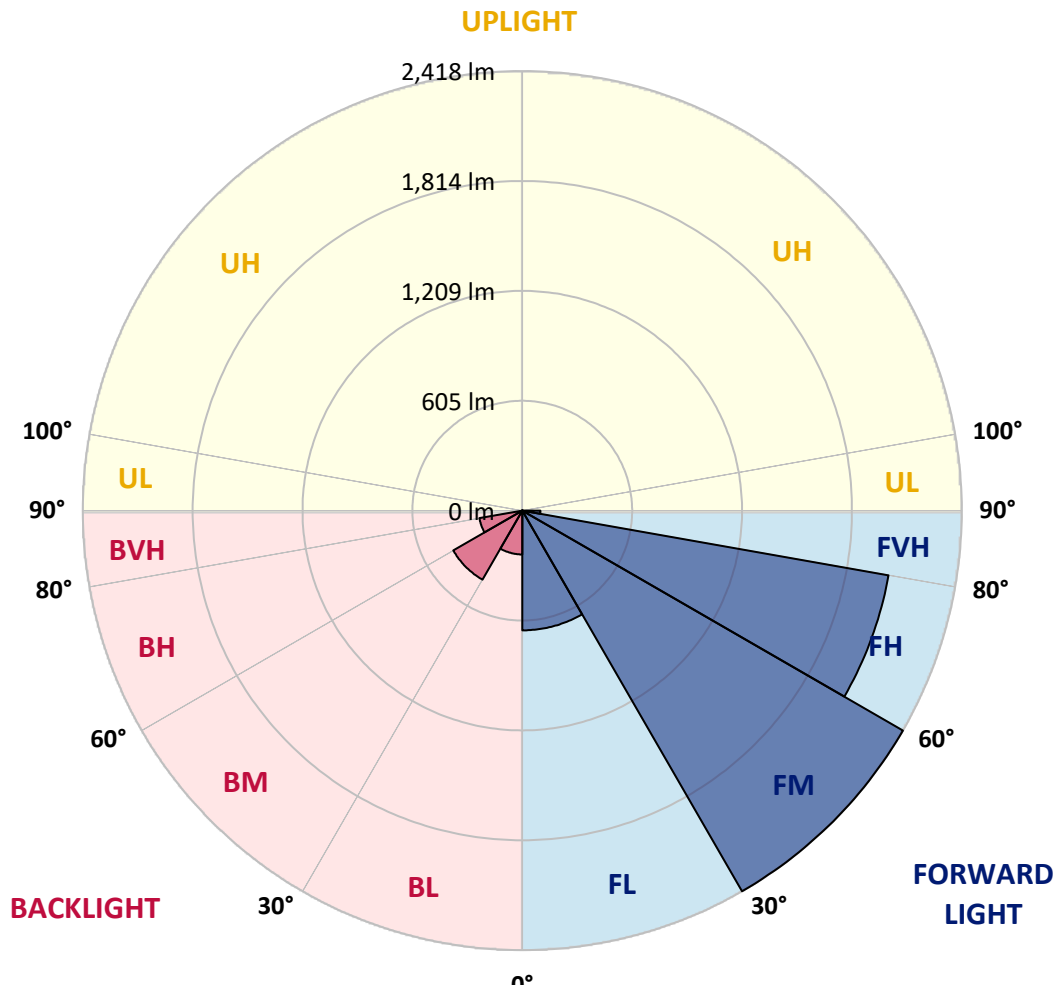
REPORT NUMBER: P386166

CATALOG NUMBER: GWC-SA1D-740-U-SLL-HSS

**LUMINAIRE CLASSIFICATION SYSTEM LUMEN TABLE AND BUG RATING:**

Zone	Lumens	% Fixture	Zone Rating/Lumen Limit		
			B	U	G
FL (0°-30°)	658.6	10.7			
FM (30°-60°)	2418.2	39.4			
FH (60°-80°)	2045.8	33.3			G2/5000
FVH (80°-90°)	99.4	1.6			G1/100
BL (0°-30°)	241.1	3.9	B1/500		
BM (30°-60°)	438.3	7.1	B1/1000		
BH (60°-80°)	239.5	3.9	B1/500		G1/500
BVH (80°-90°)	3.1	0.1			G0/10
UL (90°-100°)	0.0	0.0		U0/0	
UH (100°-180°)	0.0	0.0		U0/0	

**BUG Rating: B1-U0-G2**  
 Type III Medium





REPORT NUMBER: P386166

CATALOG NUMBER: GWC-SA1D-740-U-SLL-HSS

**CANDELA DISTRIBUTION (FULL):**

	0°	1°	5°	15°	25°	35°	45°	55°	65°	75°	85°
0°	2061.2	2061.2	2061.2	2061.2	2061.2	2061.2	2061.2	2061.2	2061.2	2061.2	2061.2
2.5°	2234.4	2237.9	2255.9	2297.8	2343.5	2347.0	2377.9	2346.1	2335.4	2284.2	2231.2
5°	2251.3	2264.6	2326.6	2449.8	2556.6	2590.9	2615.4	2553.1	2487.6	2362.4	2228.9
7.5°	2115.3	2137.8	2235.3	2466.3	2657.3	2741.7	2757.7	2660.2	2499.8	2293.8	2092.9
10°	1941.3	1966.9	2084.5	2368.6	2630.8	2775.4	2797.6	2669.8	2439.3	2182.6	1946.0
12.5°	1800.4	1830.4	1950.6	2258.5	2539.7	2699.8	2743.4	2637.5	2386.9	2103.7	1845.5
15°	1735.5	1769.9	1896.2	2187.5	2438.7	2564.7	2600.8	2555.1	2357.8	2091.2	1822.3
17.5°	1772.8	1810.0	1940.4	2193.6	2343.8	2397.7	2426.8	2445.4	2357.8	2166.6	1890.4
20°	1925.6	1965.7	2103.7	2255.6	2265.2	2245.1	2276.3	2341.8	2385.1	2309.8	2053.9
22.5°	2136.9	2184.0	2339.7	2361.9	2226.8	2150.8	2154.9	2257.7	2434.9	2491.4	2280.9
25°	2394.5	2452.1	2610.4	2520.2	2242.8	2094.7	2093.2	2188.4	2483.5	2673.3	2533.9
27.5°	2650.3	2713.7	2852.9	2713.4	2308.9	2084.5	2081.6	2167.4	2531.0	2835.1	2810.1
30°	2864.8	2926.5	3046.4	2853.4	2380.2	2108.4	2094.4	2189.9	2559.2	2940.2	3011.5
32.5°	3039.4	3088.9	3185.8	2949.8	2456.5	2154.6	2124.4	2249.8	2607.2	3028.9	3196.6
35°	3231.5	3283.6	3322.3	3041.5	2542.0	2221.3	2177.9	2345.0	2681.1	3119.2	3399.4
37.5°	3450.7	3502.5	3497.8	3125.3	2650.6	2331.6	2303.9	2495.7	2796.1	3208.5	3625.9
40°	3665.2	3718.1	3680.3	3217.0	2778.1	2513.5	2493.1	2722.2	2950.1	3322.9	3891.3
42.5°	3866.0	3923.3	3842.4	3303.7	2930.0	2742.8	2777.8	3013.8	3142.7	3463.8	4120.1
45°	4027.8	4086.3	3978.3	3388.1	3090.1	3021.1	3126.2	3336.9	3374.4	3582.8	4274.6
47.5°	4145.4	4200.7	4072.6	3472.5	3295.0	3361.3	3544.4	3675.7	3583.7	3686.1	4384.4
50°	4220.5	4263.6	4100.3	3578.2	3563.9	3758.3	3980.1	4044.1	3780.7	3779.3	4517.7
52.5°	4268.2	4287.7	4120.7	3688.5	3844.5	4190.5	4406.8	4426.9	3983.6	3881.7	4697.2
55°	4432.7	4448.4	4265.0	3822.1	4076.4	4569.2	4792.7	4774.1	4213.2	4082.2	4909.1
57.5°	4713.2	4729.8	4563.4	4014.1	4264.2	4803.2	5072.4	5105.9	4482.4	4364.0	5136.1
60°	4854.1	4885.0	4825.6	4257.5	4446.1	4952.8	5263.0	5369.8	4818.9	4735.4	5356.2
62.5°	4726.3	4771.2	4857.3	4527.3	4626.8	5035.1	5322.4	5464.4	5163.5	5168.2	5491.8
65°	4471.4	4507.2	4653.3	4675.1	4731.6	5025.0	5175.7	5332.3	5374.5	5565.7	5484.5
67.5°	4163.5	4176.8	4300.8	4686.8	4579.7	4718.8	4735.1	4850.9	5207.7	5706.6	5264.2
70°	3720.2	3727.5	3835.7	4297.0	3935.6	3966.1	3942.0	3965.5	4477.2	5363.4	4708.0
72.5°	2994.0	3012.4	3166.3	3568.5	2867.1	2778.9	2968.7	2958.2	3448.1	4531.3	3496.7
75°	2204.4	2236.1	2468.7	2874.4	2012.3	1820.2	1958.8	1995.7	2451.2	3505.1	2186.6
77.5°	1543.4	1567.0	1792.3	2113.0	1456.4	1301.6	1251.5	1295.5	1617.9	2535.6	1101.6
80°	889.2	897.9	1041.7	1220.1	981.4	1122.9	1017.2	1047.5	969.5	1128.1	473.8
82.5°	581.8	583.3	639.4	726.2	611.2	710.2	525.6	672.0	596.4	453.2	154.3
85°	314.3	316.1	370.8	515.4	346.1	195.6	115.0	236.0	368.8	103.9	42.2
87.5°	34.6	31.7	111.8	187.4	96.0	17.8	6.1	26.5	59.1	6.7	0.0
90°	0.0	0.0	0.0	0.0	0.0	0.0	0.0	0.0	0.0	0.0	0.0



REPORT NUMBER: P386166

CATALOG NUMBER: GWC-SA1D-740-U-SLL-HSS

**CANDELA DISTRIBUTION (continued):**

	90°	95°	105°	115°	125°	135°	145°	155°	165°	175°	180°
0°	2061.2	2061.2	2061.2	2061.2	2061.2	2061.2	2061.2	2061.2	2061.2	2061.2	2061.2
2.5°	2204.1	2180.0	2119.7	2056.0	2004.7	1956.7	1908.4	1849.3	1803.6	1794.3	1779.2
5°	2157.0	2080.4	1954.1	1827.2	1725.0	1596.1	1514.3	1450.6	1388.3	1384.5	1372.0
7.5°	1992.2	1891.5	1713.7	1538.2	1394.4	1271.6	1147.6	1064.7	999.5	976.5	962.8
10°	1833.9	1720.7	1498.6	1298.4	1170.0	1061.5	974.1	887.4	808.8	754.7	730.2
12.5°	1723.3	1598.1	1353.4	1180.8	1088.8	985.8	879.3	771.0	680.5	615.3	575.4
15°	1680.5	1546.9	1304.8	1134.2	1020.7	890.3	754.1	630.4	530.0	470.9	435.1
17.5°	1731.4	1576.0	1301.0	1077.5	918.8	756.7	606.3	460.1	365.6	320.7	297.7
20°	1860.7	1668.6	1299.5	1007.9	797.8	598.4	410.7	302.7	245.4	220.3	209.6
22.5°	2043.5	1786.7	1311.2	939.2	671.7	427.6	283.5	222.4	193.0	179.6	173.5
25°	2278.6	1952.6	1344.1	876.9	553.3	319.0	220.9	186.3	165.6	155.1	150.8
27.5°	2529.2	2143.6	1395.3	822.8	456.9	254.4	189.2	159.5	144.7	137.4	133.3
30°	2735.9	2364.8	1447.1	762.5	387.1	221.8	173.2	145.5	128.4	123.7	119.9
32.5°	2916.6	2532.1	1483.8	708.1	341.4	197.0	156.6	130.1	118.5	109.4	105.4
35°	3103.7	2671.5	1482.6	670.0	310.0	178.4	142.6	116.4	102.4	92.0	88.8
37.5°	3306.3	2829.0	1457.3	637.4	296.3	163.6	134.8	109.1	95.2	84.7	80.6
40°	3543.5	2994.3	1431.4	606.8	292.5	151.6	129.2	103.3	88.5	78.3	74.2
42.5°	3774.6	3143.3	1408.7	584.1	276.2	151.3	124.3	99.0	83.2	73.3	68.7
45°	3959.4	3282.2	1404.3	570.5	259.0	156.6	121.7	96.0	79.2	69.3	64.9
47.5°	4113.1	3432.9	1432.3	560.9	242.7	142.9	128.1	94.0	75.4	65.8	60.8
50°	4295.9	3618.0	1498.0	545.1	225.6	128.6	146.7	94.6	72.2	62.3	57.0
52.5°	4550.8	3874.1	1594.7	518.6	202.0	115.5	144.4	95.2	68.7	58.5	53.3
55°	4836.6	4194.0	1698.6	474.7	169.1	98.4	123.7	91.1	62.0	54.4	49.5
57.5°	5137.0	4484.2	1760.3	422.3	134.5	85.0	99.0	82.9	54.7	48.9	45.7
60°	5184.2	4594.5	1732.0	358.0	106.8	73.9	73.3	84.4	48.9	43.1	40.7
62.5°	5066.9	4456.0	1595.5	300.7	89.4	64.9	60.2	73.6	44.2	38.4	36.1
65°	4841.3	4081.4	1374.3	271.0	82.9	55.6	50.1	51.8	38.7	33.5	31.4
67.5°	4527.6	3581.4	1128.4	254.1	82.1	47.7	42.8	39.3	33.5	29.1	27.4
70°	3886.1	2983.5	900.2	244.8	79.7	40.2	36.1	32.0	27.9	24.7	23.3
72.5°	2860.1	2114.2	700.3	234.6	80.3	32.0	31.4	26.5	22.4	19.2	18.6
75°	1652.6	1207.9	459.3	190.1	76.5	24.7	26.2	18.6	15.7	13.4	13.4
77.5°	880.7	736.6	174.9	79.2	27.9	15.7	14.8	11.1	9.9	8.1	7.9
80°	383.9	324.2	52.7	22.1	15.4	8.4	5.5	4.9	4.4	3.5	3.2
82.5°	135.9	117.3	17.2	10.8	6.7	0.0	0.0	0.0	0.0	0.0	0.0
85°	30.9	22.1	0.0	2.6	0.0	0.0	0.0	0.0	0.0	0.0	0.0
87.5°	0.0	0.0	0.0	0.0	0.0	0.0	0.0	0.0	0.0	0.0	0.0
90°	0.0	0.0	0.0	0.0	0.0	0.0	0.0	0.0	0.0	0.0	0.0





REPORT NUMBER: P386166  
 CATALOG NUMBER: GWC-SA1D-740-U-SLL-HSS

**CANDELA DISTRIBUTION (continued):**

	185°	195°	205°	215°	225°	235°	245°	255°	265°	270°	275°
0°	2061.2	2061.2	2061.2	2061.2	2061.2	2061.2	2061.2	2061.2	2061.2	2061.2	2061.2
2.5°	1748.3	1741.9	1704.1	1705.5	1712.2	1721.8	1699.1	1709.6	1737.9	1764.9	1775.1
5°	1351.9	1353.4	1330.4	1344.6	1357.5	1366.2	1329.5	1330.1	1352.5	1383.1	1399.1
7.5°	952.6	950.3	951.4	985.5	1009.6	992.2	1005.9	958.4	961.3	983.2	966.9
10°	708.1	676.1	658.1	683.7	710.2	700.6	677.0	661.6	672.3	696.5	694.7
12.5°	556.5	510.5	483.4	465.1	486.9	468.9	468.3	454.9	440.4	443.0	481.7
15°	418.5	385.1	353.0	323.6	323.1	317.0	285.8	250.9	248.0	249.7	269.8
17.5°	287.8	276.5	263.4	238.1	231.4	205.8	175.5	161.5	154.5	157.7	164.4
20°	202.3	197.9	199.4	185.7	176.1	151.6	133.9	128.4	127.2	130.4	133.6
22.5°	167.6	159.8	158.9	152.8	143.2	125.4	115.8	112.6	111.2	114.1	116.4
25°	146.7	138.8	135.6	131.8	121.7	109.4	103.6	100.7	99.2	101.0	102.4
27.5°	129.2	121.9	119.0	116.4	106.5	97.8	93.1	90.5	89.4	89.9	91.4
30°	116.1	109.7	105.9	102.7	94.3	88.2	84.1	81.5	80.3	80.3	81.8
32.5°	102.4	99.0	95.5	91.4	83.5	79.5	75.4	72.5	71.3	71.6	72.8
35°	85.3	84.1	85.0	81.2	74.5	71.0	66.9	63.7	62.9	63.2	64.3
37.5°	75.7	70.4	73.6	71.6	67.8	63.2	57.9	55.0	53.6	54.4	55.0
40°	69.6	63.2	60.8	62.9	62.3	54.7	50.1	47.1	46.0	46.3	46.9
42.5°	64.3	56.8	51.5	51.2	54.7	47.7	42.8	40.2	38.7	38.7	39.3
45°	59.4	51.2	44.8	39.9	46.0	40.5	35.8	33.5	31.7	31.7	32.0
47.5°	55.6	46.6	39.0	32.6	34.6	33.2	29.4	27.1	25.3	25.3	25.6
50°	52.1	41.9	33.8	27.4	25.9	27.4	23.9	21.2	20.1	19.8	20.4
52.5°	48.3	37.3	28.8	23.3	20.4	20.7	18.6	16.9	15.4	15.4	16.0
55°	44.5	33.5	25.0	19.8	16.9	15.4	14.8	13.7	12.5	12.5	13.1
57.5°	40.7	29.4	21.2	16.3	13.4	12.2	12.2	11.4	10.5	10.5	11.1
60°	37.3	25.3	17.5	13.4	10.5	10.2	10.5	9.6	9.0	9.0	9.6
62.5°	33.2	21.5	14.3	11.1	8.4	8.1	9.0	8.4	7.9	7.9	8.4
65°	28.2	18.3	11.4	8.4	6.4	6.4	7.6	7.0	6.4	6.4	7.0
67.5°	23.9	15.4	8.7	6.1	4.7	4.9	6.4	5.8	5.5	5.5	6.1
70°	19.8	11.9	6.1	3.8	2.6	3.8	4.9	4.9	4.9	4.9	5.5
72.5°	14.8	8.1	3.5	1.5	1.2	2.6	4.1	4.7	4.4	4.4	5.2
75°	9.6	4.7	1.2	0.0	0.0	1.5	3.2	3.8	3.8	3.5	4.4
77.5°	5.5	1.5	0.0	0.0	0.0	0.0	2.0	1.7	1.5	1.2	2.0
80°	1.5	0.0	0.0	0.0	0.0	0.0	0.0	0.0	0.0	0.0	0.0
82.5°	0.0	0.0	0.0	0.0	0.0	0.0	0.0	0.0	0.0	0.0	0.0
85°	0.0	0.0	0.0	0.0	0.0	0.0	0.0	0.0	0.0	0.0	0.0
87.5°	0.0	0.0	0.0	0.0	0.0	0.0	0.0	0.0	0.0	0.0	0.0
90°	0.0	0.0	0.0	0.0	0.0	0.0	0.0	0.0	0.0	0.0	0.0



REPORT NUMBER: P386166  
 CATALOG NUMBER: GWC-SA1D-740-U-SLL-HSS

**CANDELA DISTRIBUTION (continued):**

	285°	295°	305°	315°	325°	335°	345°	355°	359°	360°
0°	2061.2	2061.2	2061.2	2061.2	2061.2	2061.2	2061.2	2061.2	2061.2	2061.2
2.5°	1816.1	1850.5	1898.8	1950.0	2028.9	2091.5	2152.9	2205.6	2225.9	2234.4
5°	1437.5	1487.8	1558.6	1649.4	1791.7	1919.8	2049.6	2180.2	2237.0	2251.3
7.5°	1031.5	1095.8	1185.7	1299.5	1466.3	1632.2	1813.5	2005.3	2093.2	2115.3
10°	763.4	842.0	945.0	1064.9	1224.2	1394.7	1592.3	1811.5	1911.9	1941.3
12.5°	541.6	647.9	785.8	931.6	1069.6	1221.8	1421.8	1663.3	1768.7	1800.4
15°	318.1	420.9	584.1	779.4	956.1	1110.4	1313.5	1587.4	1703.5	1735.5
17.5°	182.5	233.7	357.1	574.8	814.6	1028.3	1279.5	1606.3	1743.1	1772.8
20°	139.4	155.7	205.8	370.2	649.3	947.7	1279.5	1713.4	1881.9	1925.6
22.5°	121.9	133.9	154.3	220.9	477.9	861.2	1294.3	1868.2	2088.6	2136.9
25°	108.3	119.0	136.5	166.2	326.0	758.5	1329.5	2058.3	2331.9	2394.5
27.5°	96.9	107.1	122.8	145.5	222.9	634.5	1377.0	2281.2	2600.2	2650.3
30°	86.7	96.3	110.6	126.6	172.0	493.9	1417.4	2491.4	2810.9	2864.8
32.5°	77.1	85.9	98.7	110.6	140.9	365.3	1421.8	2657.9	2985.9	3039.4
35°	68.1	76.0	87.6	96.9	116.7	288.4	1354.0	2802.2	3160.8	3231.5
37.5°	59.4	66.9	77.1	84.1	102.7	235.2	1250.3	2963.2	3385.2	3450.7
40°	51.2	57.9	68.4	73.1	97.2	180.7	1137.7	3132.0	3605.2	3665.2
42.5°	43.7	50.1	60.2	69.3	85.3	135.0	1016.1	3290.3	3803.1	3866.0
45°	36.4	43.1	53.3	73.3	70.7	101.0	886.0	3395.4	3959.4	4027.8
47.5°	29.4	37.0	50.9	69.9	56.5	74.2	782.9	3494.9	4077.9	4145.4
50°	23.6	31.1	57.3	62.3	46.3	56.8	739.8	3584.0	4155.6	4220.5
52.5°	19.2	26.2	54.1	47.7	38.7	46.9	763.1	3728.3	4227.5	4268.2
55°	16.0	20.7	32.6	33.2	32.9	39.9	791.9	3935.6	4413.5	4432.7
57.5°	14.0	16.6	22.7	25.6	27.6	35.5	792.5	4233.0	4701.3	4713.2
60°	11.9	14.6	18.9	20.7	23.9	31.7	763.7	4336.9	4814.5	4854.1
62.5°	10.5	12.8	15.7	17.2	20.1	28.5	696.2	4186.4	4659.1	4726.3
65°	9.3	11.6	13.1	14.6	17.8	25.6	585.0	3885.5	4401.2	4471.4
67.5°	8.1	10.2	11.6	13.1	16.0	22.7	430.8	3536.0	4105.2	4163.5
70°	7.3	9.0	10.5	11.6	14.0	19.2	261.4	3000.4	3696.0	3720.2
72.5°	7.0	8.1	9.6	10.5	12.2	16.9	132.4	2205.0	2954.7	2994.0
75°	6.1	7.3	8.7	9.3	10.8	14.6	53.8	1448.3	2141.2	2204.4
77.5°	4.9	6.7	7.9	8.4	9.3	11.9	27.4	925.5	1502.7	1543.4
80°	1.7	4.9	6.7	7.0	7.9	8.7	18.0	506.7	871.7	889.2
82.5°	0.0	3.2	5.2	4.9	5.5	6.7	11.6	241.0	575.4	581.8
85°	0.0	1.5	4.1	3.2	2.3	4.7	4.1	52.7	301.8	314.3
87.5°	0.0	0.0	0.3	1.5	1.2	1.7	0.6	0.3	27.4	34.6
90°	0.0	0.0	0.0	0.0	0.0	0.0	0.0	0.0	0.0	0.0

Signify Classified - Internal  
Cooper Lighting Solutions Photometric Lab  
1121 Highway 74 South  
Peachtree City, GA 30269

Scaled Data Report



Report Generated By 670245982

Signify Classified - Internal  
Cooper Lighting Solutions Photometric Lab  
1121 Highway 74 South  
Peachtree City, GA 30269

Scaled Data Report



Signify Classified - Internal  
Cooper Lighting Solutions Photometric Lab  
1121 Highway 74 South  
Peachtree City, GA 30269

Scaled Data Report



Signify Classified - Internal  
Cooper Lighting Solutions Photometric Lab  
1121 Highway 74 South  
Peachtree City, GA 30269

Scaled Data Report





--- HS — SS

Signify Classified - Internal  
Cooper Lighting Solutions Photometric Lab  
1121 Highway 74 South  
Peachtree City, GA 30269

Scaled Data Report



u



Signify Classified - Internal  
Cooper Lighting Solutions Photometric Lab  
1121 Highway 74 South  
Peachtree City, GA 30269

Scaled Data Report



Signify Classified - Internal  
Cooper Lighting Solutions Photometric Lab  
1121 Highway 74 South  
Peachtree City, GA 30269

Scaled Data Report



Signify Classified - Internal  
Cooper Lighting Solutions Photometric Lab  
1121 Highway 74 South  
Peachtree City, GA 30269

Scaled Data Report



Signify Classified - Internal  
Cooper Lighting Solutions Photometric Lab  
1121 Highway 74 South  
Peachtree City, GA 30269

Scaled Data Report



(END OF REPORT)